

# MAYA REGISTRATION GUIDE

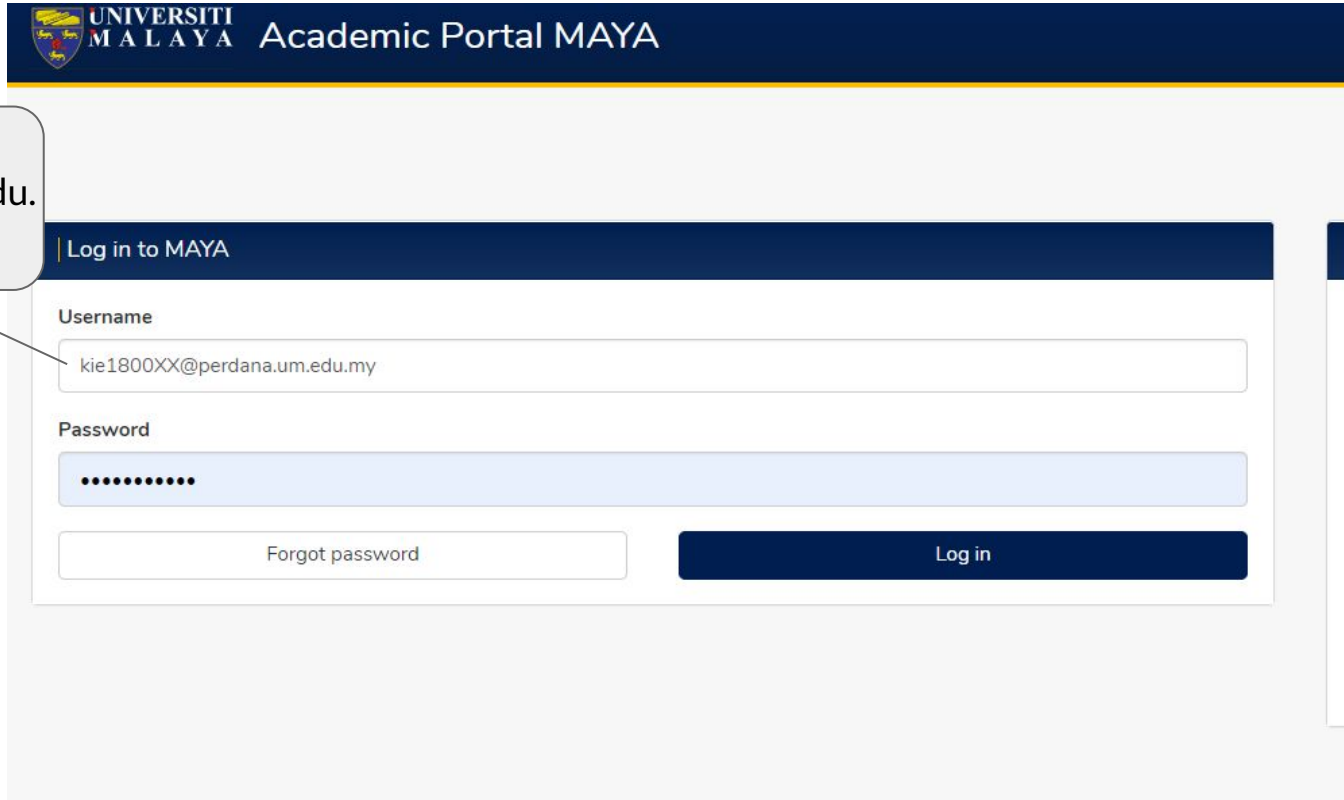
**An EE specific step by  
step guide for module  
registration by MESA**

# STEP 1 : LIAISE WITH YOUR DEPARTMENT ON WHICH SUBJECT SHOULD YOU TAKE FOR THIS SEMESTER

An Academic Planner should have been provided by the department (Similar to the one on the right). Students are recommended to register the subjects that are listed on the planner. **Do take note that international students have different academic planners.**

YEAR 1						
CODE	COURSE	S1	S2	SS	TOTAL	PRE-REQUISITE
<b>UNIVERSITY COURSES</b>						
GIG1001/ GLT1017	Islamic and Asian Civilizations (TITAS)* / Basic Malay Language**	2			9	
GIG1002/ GIG1006	Ethnic Relations* / Introduction to Malaysia**		2			
GIG1004	Information Literacy		2			
GLT10xx	English Communication Programme I	3				
	<b>Sub-total</b>	<b>5</b>	<b>4</b>			
<b>FACULTY COURSES</b>						
KIX1001	Engineering Mathematics 1	3			6	
KIX1002	Engineering Mathematics 2		3			
	<b>Sub-total</b>	<b>3</b>	<b>3</b>			
<b>DEPARTMENTAL COURSES</b>						
KIE1001	Laboratory 1	1			20	
KIE1002	Laboratory 2		1			
KIE1003	Digital System	3				
KIE1004	Programming I	3				
KIE1005	Circuit Analysis I	3				
KIE1006	Electronic Physics		3			
KIE1007	Electronic Circuit I		3			
KIE1008	Programming II		3			
	<b>Sub-total</b>	<b>10</b>	<b>10</b>			
<b>Total</b>		<b>18</b>	<b>17</b>		<b>35</b>	

# STEP 2: LOG INTO YOUR ACCOUNT



The screenshot shows the login interface for the Academic Portal MAYA. At the top, there is a dark blue header with the Universiti Malaya logo and the text "Academic Portal MAYA". Below this is a white box containing the login form. The form has a dark blue bar at the top with the text "Log in to MAYA". There are two input fields: "Username" and "Password". The username field contains the text "kie1800XX@perdana.um.edu.my". The password field is filled with dots. Below the password field, there is a "Forgot password" link and a dark blue "Log in" button.

Don't forget  
@perdana.um.edu.  
my



# PRE-STEP 3: MAKE SURE YOU HAVE UPDATED YOUR STUDENT PROFILE

**Attention to All Student, You are required to refer the link below:**

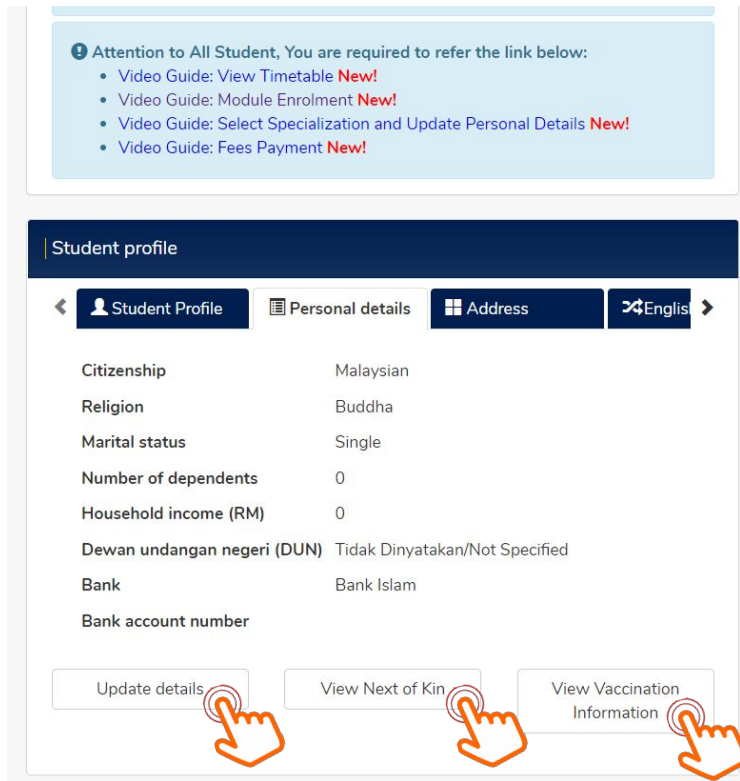
- Video Guide: View Timetable **New!**
- Video Guide: Module Enrolment **New!**
- Video Guide: Select Specialization and Update Personal Details **New!**
- Video Guide: Fees Payment **New!**

### Student profile

◀ Student Profile Personal details Address English ▶

Citizenship	Malaysian
Religion	Buddha
Marital status	Single
Number of dependents	0
Household income (RM)	0
Dewan undangan negeri (DUN)	Tidak Dinyatakan/Not Specified
Bank	Bank Islam
Bank account number	

Update details View Next of Kin View Vaccination Information



**\*\*SCROLL DOWN AT THE HOME PAGE TO FIND STUDENT PROFILE \*\***

**Attention to All Student, You are required to refer the link below:**

- Video Guide: View Timetable **New!**
- Video Guide: Module Enrolment **New!**
- Video Guide: Select Specialization and Update Personal Details **New!**
- Video Guide: Fees Payment **New!**

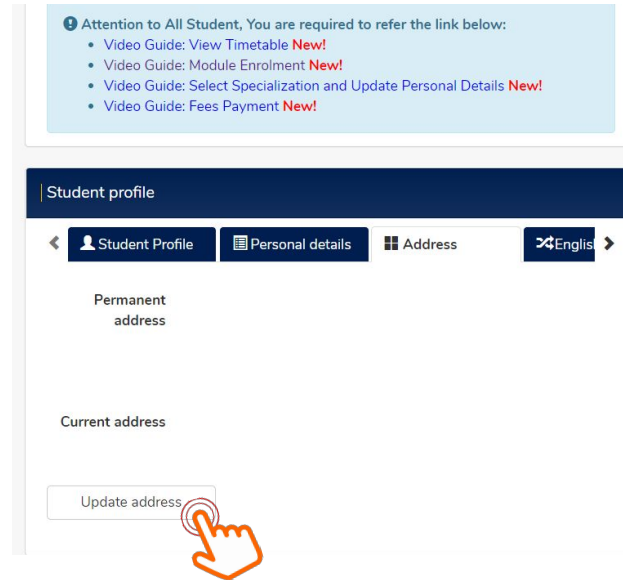
### Student profile

◀ Student Profile Personal details Address English ▶

Permanent address

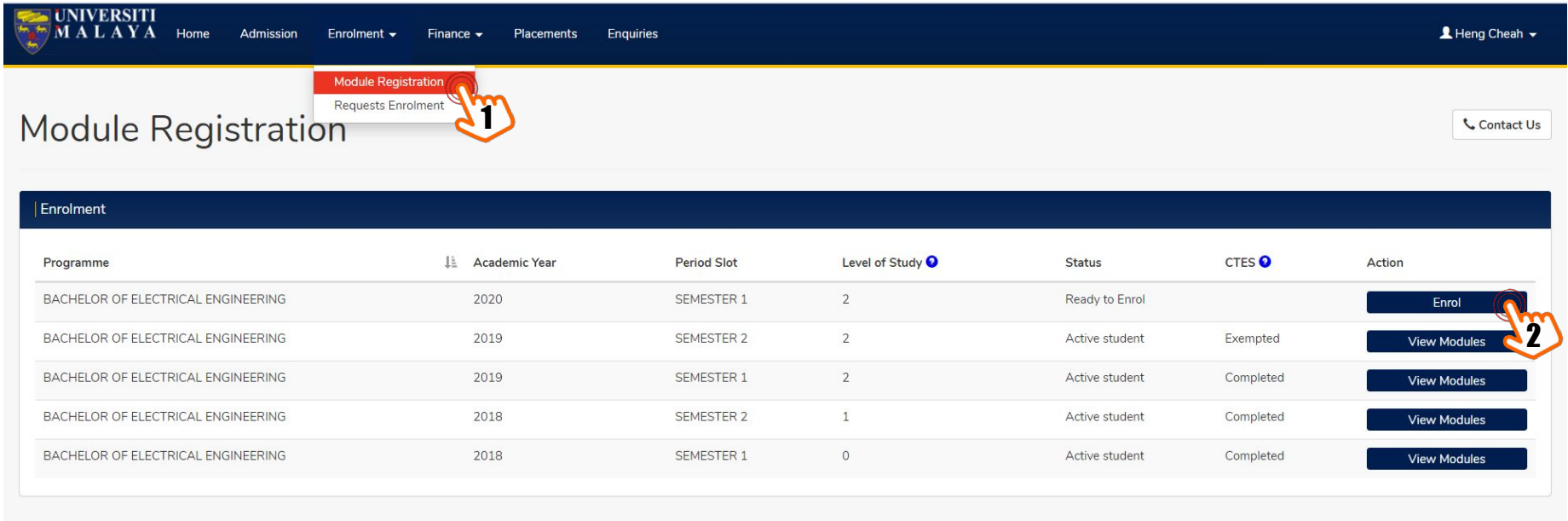
Current address

Update address



**\*\* IT WILL SAVE TIME IF YOU HAVE UPDATED IT DAYS BEFORE MODULE REGISTRATION \*\***  
**\*\* DON'T WORRY IF YOU SUBMITTED WRONG INFO, IT CAN BE EDITED AFTERWARDS\*\***

# STEP 3: CLICK ENROLLMENT -> MODULE REGISTRATION ON THE UPPER BAR -> CLICK ON ENROLL



UNIVERSITI MALAYA Home Admission Enrolment Finance Placements Enquiries Heng Cheah

Module Registration  
Requests Enrolment

## Module Registration

Contact Us

Enrolment

Programme	Academic Year	Period Slot	Level of Study	Status	CTES	Action
BACHELOR OF ELECTRICAL ENGINEERING	2020	SEMESTER 1	2	Ready to Enrol		Enrol
BACHELOR OF ELECTRICAL ENGINEERING	2019	SEMESTER 2	2	Active student	Exempted	View Modules
BACHELOR OF ELECTRICAL ENGINEERING	2019	SEMESTER 1	2	Active student	Completed	View Modules
BACHELOR OF ELECTRICAL ENGINEERING	2018	SEMESTER 2	1	Active student	Completed	View Modules
BACHELOR OF ELECTRICAL ENGINEERING	2018	SEMESTER 1	0	Active student	Completed	View Modules

# STEP 4: UPDATE YOUR PERSONAL DETAILS

## Enrolment Menu

[Contact Us](#)

Matric Number : 17065812/1

Programme : Bachelor Of Electrical Engineering

Academic Year : 2020/2021

Student Name : HARKISHEN SINGH A/L AMARJIT SINGH

Route/Specialisation : Non Specialisation

Enrolment Status : Ready to Enrol

### Enrolment Menu



#### Step 1: Personal details

Update your personal details and other information.

[Update](#)

#### Step 2: Module registration

Select modules that you wish to register for this semester/year.



#### Step 3: Pre-invoice

Pre-Invoices

You may generate the pre-invoice anytime before activating your enrolment status in Step 4.

# STEP 4: UPDATE YOUR PERSONAL DETAILS

## Student Details

Name	<input type="text"/>
Date of Birth	<input type="text"/>
Gender	Male
Race	Chinese
Nationality	Malaysian
IC/Passport No.	<input type="text"/>
Student ID	<input type="text"/>
Intake Session	2019
Programme	Sarjana Muda Kejuruteraan Elektrik
Mode of Programme	Coursework
Status	Active Student

Back

Next

2

1

## Personal Details

Please update and complete the following details

### Personal Details

Religion*	BUDDHA
Marital Status*	SINGLE
No of Dependents*	0
Household Income (RM)*	0
'Dewan Undangan Negeri' (DUN)*	Tidak Dinyatakan/Not Specified
Bank	BANK ISLAM
Bank Account Number	<input type="text"/>

Update Bank Account Details

Back

Next

# STEP 4: UPDATE YOUR PERSONAL DETAILS

Vaccination Status Contact Us

Vaccination Information

Vaccination Status

MySejahtera ID

Latest Phone Number

3



Addresses Contact Us

Addresses

Permanent address

Current address MALAYSIA

4





# STEP 4: UPDATE YOUR PERSONAL DETAILS

## Next of Kin Details Contact Us

On this page, you can maintain (add, edit or delete) your Next of Kin information. For each Next of Kin, please supply as much information as possible. You should also regularly review your Next of Kin information and update them where necessary.

### Details of Parents/Guardian and Siblings

Name	Date of Birth (Age)	Relationship	Occupation	Employer	Income Per Month (RM)	Disability	Still Alive?
<input type="text"/>	<input type="text"/>	<input type="text"/>	<input type="text"/>	<input type="text"/>	<input type="text"/>	<input type="text"/>	<input type="text"/>


      

5

## Student Verification Contact Us

### Verification

I hereby confirm all my details provided are true. In case of any inaccurate for falsification of information, the university reserves the right to withdraw me as a student at any time\*



6

# STEP 5 : MODULE REGISTRATION

## Enrolment Menu

[Contact Us](#)

Matric Number : 17065812/1

Programme : Bachelor Of Electrical Engineering

Academic Year : 2020/2021

Student Name : HARKISHEN SINGH A/L AMARJIT SINGH

Route/Specialisation : Non Specialisation

Enrolment Status : Ready to Enrol

### Enrolment Menu



#### Step 1: Personal details

Update your personal details and other information.

[Update](#)

#### Step 2: Module registration

Select modules that you wish to register for this semester/year.

[Register](#)

#### Step 3: Pre-invoice

Pre-Invoices

You may generate the pre-invoice anytime before activating your enrolment status in Step 4.



# STEP 6: DIFFERENT COURSES ARE IN DIFFERENT GROUPS

Make any choices from the electives contained within this block

TAKE 6 CREDIT(S) FROM EC0: ENGLISH UNIVERSITY COURSE (KURSUS UNIVERS BAHASA INGGERIS)

**1**

View List

AND

TAKE 2 CREDIT(S) FROM EF0: FACULTY ELECTIVE COURSE (KURSUS ELEKTIF FAKULTI)

**2**

View List

AND

TAKE 9 CREDIT(S) FROM EJ0: DEPARTMENT ELECTIVE COURSE (KURSUS ELEKTIF JABATAN)

**3**

View List

AND

TAKE 2 CREDIT(S) FROM KK0: CO-CURRICULUM COURSE (KURSUS KOKURIKULUM)

**4**

View List

AND

TAKE 6 CREDIT(S) FROM KU0: COMMON UNIVERSITY COURSE (KURSUS UNIVERSITI UMUM)

**5**

View List

AND

TAKE 4 CREDIT(S) FROM KU0: UNIVERSITY COURSE FOR LOCAL OR INTERNATIONAL STUDENT(S) (KURSUS UNIVERSITI UNTUK PELAJAR WARGA ATAU BUKAN WARGA)

**6**

View List

AND

TAKE 22 CREDIT(S) FROM TF0: FACULTY CORE COURSE (KURSUS TERAS FAKULTI)

**7**

View List

TAKE 2 CREDIT(S) FROM EL0: FACULTY EXTERNAL ELECTIVE COURSE (KURSUS ELEKTIF LUAR FAKULTI)

**8**

View List

AND

TAKE 84 CREDIT(S) FROM TJ0: DEPARTMENT CORE COURSE (KURSUS TERAS JABATAN)

**9**

View List

1. Uni English Courses (GLT-)
2. Faculty Electives (KIX-)
3. Departmental Electives (KIE-)
4. Uni Co-Cu Courses (GKX-)
5. Common Uni Courses (GIX-)
6. Ethics & stuff
7. Faculty Core Courses (KIX-)
8. Faculty External Elective Courses (GIX-)
9. Departmental Courses (KIE-)

# STEP 7: DOUBLE CHECK WHETHER YOUR SELECTED MODULES LIAISE WITH YOUR ACADEMIC PLANNER, THEN CLICK ADD SELECTION

AND

Choose a maximum of 84 credits in any period from the available list.

**Hide List**

---

Search

Show advanced

**Search**

Module	Name	Period	Occ	Crd	Add
KIE1005	CIRCUIT ANALYSIS I	S1	1	3	<b>Add</b>
KIE1005	CIRCUIT ANALYSIS I	S1	1M	3	<b>Add</b>
KIE1005	CIRCUIT ANALYSIS I	S1	2	3	<b>Add</b>

**Selected Modules**

Module	Name	Period	Occ	Credits		
<b>From the Current session</b>						
GLT1014	ADVANCED COMMUNICATION SKILLS	S1	1	3		
KIE1003	DIGITAL SYSTEM	S1	1	3		
KIE1004	PROGRAMMING I	S1	1	3		
KIE1005	CIRCUIT ANALYSIS I	S1	1	3		
KIX1001	ENGINEERING MATHEMATICS 1	S1	1	3		
<b>From Previous sessions</b>						

**Totals**

<b>Overall Progress</b>	<b>Required</b>	<b>Current</b>	
Credits	N/A	74	
<b>Current Session progress</b>			
<b>Credits in SEMESTER 1 or SEMESTER 2</b>	1 - 22	15	
<b>Credits in SPECIAL SEMESTER</b>	1 - 10	0	

**Add Selections**

Submit Selections

# STEP 8: VERIFY YOUR SELECTIONS

## Student Details

Matric Number 17106632/1

Programme BACHELOR OF ELECTRICAL ENGINEERING

## Module(s) to Verify

Selected a total of 5 module(s) which total 15 credit(s)

Academic Year	Period Slot	Module Code	Module Name	Credits	Occurance	Selection Status
2020	S1	GLT1014	ADVANCED COMMUNICATION SKILLS	3.00	1	ECO
2020	S1	KIX1001	ENGINEERING MATHEMATICS 1	3.00	1	TF0
2020	S1	KIE1003	DIGITAL SYSTEM	3.00	1	TJ0
2020	S1	KIE1004	PROGRAMMING I	3.00	1	TJ0
2020	S1	KIE1005	CIRCUIT ANALYSIS I	3.00	1	TJ0

Back

Verify Selections



# STEP 9: SUBMIT YOUR SELECTIONS

## Student Details

Matric Number 17106632/1

Programme BACHELOR OF ELECTRICAL ENGINEERING

## Module(s) to Submit

Selected a total of 5 module(s) which total 15 credit(s)

Academic Year	Period Slot	Module Code	Module Name	Credit	Occurance	Selection Status
2020	S1	KIE1004	PROGRAMMING I	3.00	1	TJ0
2020	S1	KIE1003	DIGITAL SYSTEM	3.00	1	TJ0
2020	S1	KIE1005	CIRCUIT ANALYSIS I	3.00	1	TJ0
2020	S1	KIX1001	ENGINEERING MATHEMATICS 1	3.00	1	TF0
2020	S1	GLT1014	ADVANCED COMMUNICATION SKILLS	3.00	1	ECO

Back to Add Module(s)

Submit Selections



# STEP 10 : FINISH

## Step 2: Module Registration

[Contact Us](#)

2.4 Message

### Message

Congratulations, you have successfully registered your modules. To complete the registration, please activate your Enrolment Status in Step 4 starting from 22nd October 2020.

Please take note:

1. You may make an amendment to the registered modules until Enrolment Status is activated.
2. Pre-Invoice can be generated at ANY TIME before activating Enrolment Status in Step 4.

[Back](#)[Finish](#) 